



BANNOCKBURN
Primary School




Year 4 'Watery Worlds' Homework Tasks

Please hand in your homework to your class teacher by:
Friday 17th October

1 POINT TASK—*Get Creative*

Draw or paint a picture of a vibrant river scene. You could use water colours or any medium you choose. Try to show the different colours of the water and add as many interesting details as possible. You could walk to a local river or find one on the internet.



2 POINT TASK—*Poetry*

Can you write an poem about water? Think carefully about what words you could use to describe water and have a go at writing your own poem. Your poem does not need to rhyme. Borrow a poetry book from school to get ideas.

3 POINT TASK—*Fact file*

Produce a mini fact file on three of the world rivers. Research the country or countries the river runs through and try to include as many interesting facts as you can! You might like to visit the River Thames to support this task.



1 POINT TASK - *Super Spelling*

source, canal, estuary, river, flood, meander, puddle, mouth, flow, current

Practise spelling these topic words and then use them in a sentence.

1 POINT TASK—*Grow!*

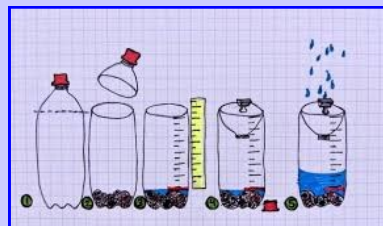
Can you grow your own cress seeds and monitor your seeds carefully to check how they grow? Cress seeds only



need water and damp tissue or cotton wool to germinate so in no time at all you will have grown some delicious cress to eat! Perhaps you can use it to a salad or a sandwich?

2 POINT TASK—*Make a Rain Gauge*

A river's depth relies on rainfall. Make a rain gauge and keep a record of how much rain falls over 3 weeks. Produce a graph or table to show your results.



Visit <https://www.youtube.com/watch?v=8qLael2CSKs>



Year 4 'Watery Worlds' Homework Tasks

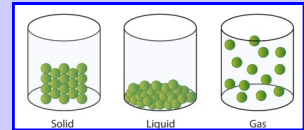
3 POINT TASK—*Safety Poster*

Create an informative poster teaching people how to be safe around rivers.

Remember, water can be extremely dangerous so it is important to never enter water unless you are with an adult in a safe place.

3 POINT TASK—*Super Scientific*

Make a poster explaining how particles are arranged differently in solids, liquids and gases. Can you find examples of each?



3 POINT TASK—*Informative Diary*

Keep a diary of when you use water at home over the course of a week, and what for. Can you measure how much? *Are there any ways that you could save water? (Earn an extra point for answering)*


3 POINT TASK—*Musical Rainmakers*

Can you make a rain maker using small pebbles or seeds? Perhaps you could decorate your instrument using a river theme?



5 POINT TASK—*Imagine*

Create a sculpture of a river creature or plant. You could use clay, salt dough, Papier Mache or any material of your choice. Your creature could be one based on real life or you could even invent one! Bring it in once finished. We would love to see your creations!



5 POINT TASK—*RE*

We are learning about belonging to the Sikh community this half term. Produce a project that shows the daily life, values and celebrations of Sikhs. Use writing, pictures and diagrams.

Places to visit linked to the topic:

Thames Path: <https://www.thames-path.org.uk>

[thames_charlton_crayford.html](https://www.thames-path.org.uk/thames_charlton_crayford.html)

Thames Boat Trips: <https://tfl.gov.uk/modes/river/about-river-bus>

3 POINT TASK— *Ciudad Española:* Research a capital city for any Spanish-speaking country and create a list of interesting facts about the city; include names of any famous buildings, and explain what type of building they are e.g church, stadium etc.

