



Welcome to Year 4



Mr Carlidge
Year 4 Team Leader
Sports Community Leader
Poplar Class Teacher



Miss Travis
Oak Class Teacher



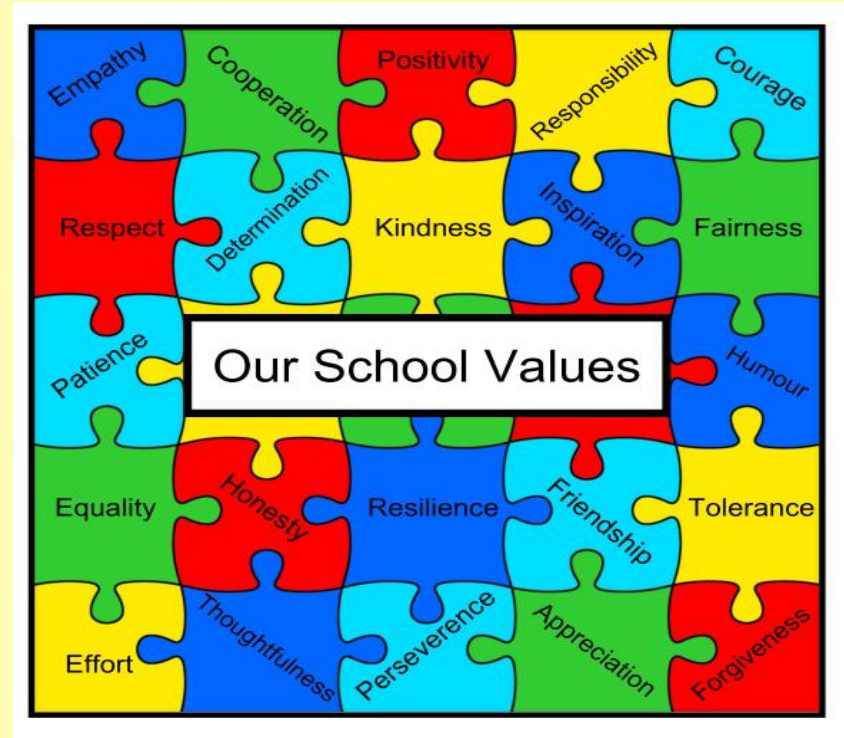
Mrs Pais
Ash Class Teacher



Miss Law
Year 4 Pine Class Teacher

Rewards

- Bannockburn Bistro
- Always Club
- Attendance award
- Merit certificates
- Reward trips
- House points
- TTRS certificates



September's value is Unity

A Typical Day in Year 4

08:50	Soft Start – Early Morning Work
09:00	Register
09:05	Lesson 1 – Maths
10.00	Lesson 2 - English
11.00	Playtime
11:15	Assembly
11.30	Times tables/Spelling practise
11.45	Lunch
12.45	Handwriting
13.00	Lesson 3 - Foundation
14:00	Lesson 4 - Foundation
15.00	Reading of Class Story
15.20	Home

Deptford Creek Educational Visit

In late September and early October, our classes will be visiting the Deptford Creek to learn about rivers, and the water cycle.

More details to follow – permission will need to be given via ParentPay.

Key Dates

Dates for your Diary

First day of term:	2nd September 2025
Half Term:	27th Oct 2025 – 31st October 2025
Last day of term:	19th December 2025
Winter holidays:	22nd Dec 2025 – 2nd January 2025

Parents Evening:

22 nd October 2025	3:30 – 7:00
23 rd October 2025	3:30 – 5:00

Packed Lunches and School Dinners

INDEPENDENT CATERING

FRESH INGREDIENTS FRESH FOOD

CATERING FOR SCHOOLS IN SOUTH EAST ENGLAND SINCE 1968

Packed Lunches



E-safety

Age Restrictions for Social Media Platforms

What is the minimum age for account holders on these social media sites and apps?

Under 13



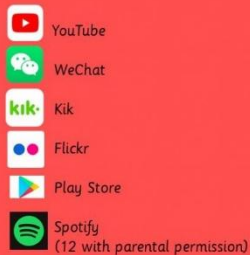
13+



16+



18+ or 13 with parent's permission



17+



Sourced from NSPCC website October 2019

Year 4 Lining Up

- In the mornings, children have a 'soft start' between 8:50 and 9:00.
- Year 4 line up in the morning on Manton Road. Please join the back of the line when you arrive.
- At home time, make sure you come to collect your child from the class line so the teacher is able to see you.
- This may take some time at the beginning as the teachers begin to get to know the parents. This is to make sure all children return home safely.
- All children in years 3 and 4 **MUST** be picked up by an adult.

School Uniform

Please ensure your child has the correct uniform at all times. This includes...

Please note:

- **Children should only wear stud earrings to school.**
- **The Sikh kara bracelet may be worn but this must be covered with a sweatband during play time and PE. Sweatbands are available in all classrooms and to all children should they wish to wear them.**

Winter

- Black or grey knee length skirts, or long trousers
- Royal blue polo shirt
- Royal blue sweatshirt or royal blue cardigan
- Black, blue, white or grey tights
- Black shoes or black trainers (no bright laces)
- Black, blue, white or grey leggings
- Black, blue, white, orange or grey socks or tights.

Summer

- Black or grey knee length skirts, knee length shorts or trousers
- Blue and white gingham dress
- Royal blue polo shirt
- Royal blue sweatshirt bearing the school logo
- Black shoes or black trainers (no bright laces)
- Black, blue, white, orange or grey socks or tights.

P.E. and Games

- Black knee length shorts, leggings or tracksuit bottoms
- T-shirt in the colour of your child's house team (Ochre - yellow; Emerald - green; Indigo - purple; Alizarin - red)
- Jumper for when doing PE outside (children may use their school jumper as long as it is on top of their PE t-shirt)
- Black pumps or trainers (no bright laces)

PE days:

Poplar: Thursday and Friday

Pine: Tuesday and Thursday

Ash: Wednesday and Friday

Oak: Monday and Wednesday

Swimming days:

Poplar: 22nd Sep – 3rd October

Ash: 6th October – 17th October

Oak: 3rd November – 14th November

Pine: 17th November - 28th November

Topics

- Each term we will focus on a new and exciting topic.
- This years topics are...

Autumn 1: Watery Worlds

Autumn 2: Island Adventures

Spring 1: Natural Disasters

Spring 2: Settlers (Romans)

Summer 1: Revolution (Victorians)

Summer 2: Eureka!

Please check Weduc regularly for letters regarding topic days and school trips linked to our topics.

How to support your child

Times tables

- Practise times tables and their related division facts.
- Look for linked facts e.g. 2×7 is the same as 7×2 . If they know 10×3 they can work out 9×3 by taking 3 away from 30.
- Use Hit the button and Times Tables Rockstars

Number facts using numbers up to 10,000

- What is 100 more than 4,567?
- What is 368 rounded to the nearest 10?
- Prove to me that 2089 is less than 2201

In the next coming weeks, children will be given their Times Table Rockstars, Mathletics and Linguascope passwords. They will be the same as last year.


How to support your child

Reading

- Get a library card so your child has a range of books to choose from
- Discuss the book they are reading – ask them to give you a summary
- Encourage them to read a range of text types

Speaking, listening and writing

- Practise Year 3 and 4 spelling words (google)
- Encourage neat handwriting at home
- When writing, encourage your child to extend their sentences:

e.g. We went to the park. Straight after lunch, we went to the park so we could get some fresh air. 

- Encourage writing a draft and then improving. At school, we use a dark blue pencil to edit our writing. It would be great to practise at home with your child.

The Year 4 Multiplication Check

The purpose of the check is to determine whether pupils can fluently recall their times tables up to 12, which is essential for future success in mathematics.

In order to prepare children for this check, the Year 4 team will spend a lot of time ensuring that children are learning and practising their times tables regularly.

This will include access to online programs such as **Times Tables Rock Stars** that your child can also play at home.

What is the Multiplication Check test?

The MTC is an on-screen check consisting of 25 times tables questions. Your child will answer 3 practice questions before moving on to the official check and

will then have 6 seconds to answer each question. On average, the check should

take no longer than 5 minutes to complete.



The Multiplication Check will take place across 3 weeks in June

Homework



- Each term your child will be given a range of homework activities linked to our term topic to complete alongside their daily reading.
- The children will be able to choose from different activities with the aim of collecting up to 10 points.
- You and your child can choose which activities you would like but remember to collect 10 points.
- Homework points will be recorded at the end of each half term on a homework tracker.



Other Information



- All children should bring a water bottle in every day.
- Home reading records should be brought to school **every day**.
- If you would like to arrange a meeting with your class teacher please contact the school office.



ANY QUESTIONS?

THANK YOU FOR LISTENING