

Year 6 Homework (Spring Term 1 2026 – Right and Wrong)

Can you collect 10 points by Thursday 12th February?

1 point tasks

- In Science, we will be learning about electricity! Draw three different circuit symbols. Label each one and write one sentence explaining what it does within a circuit.
- Regularly access Times Tables Rock Stars and practise your times tables. Your teacher will be able to track your usage and progress. One point will be awarded if you practise for 30 minutes per week.
- Our RE topic this term is Peace. Write your own definition of peace and draw a picture showing what peace looks like to you.
- This term, outdoor PE lessons will focus on developing our athletics skills. Design a 10-minute warm-up that could be done before the long jump. Think about which muscles need to be warm for long jump athletes and how you could target them.
- What is a variable in programming? Name one game that you enjoy playing and list two variables that the game probably uses.

2 point tasks

- Go on a street art hunt in your local area. Can you find street art created by the famous artist Nathan Bowen?
- In Maths, we will be learning about fractions, decimals, and percentages and how they are equivalent. Design a café menu with prices using decimals. Once finished, write and answer two questions relating to the items on your menu. Example questions could include: What is 50% off one item? What is $\frac{1}{4}$ of the total bill?
- Choose a theme from the list below and find a poem that links to that theme. Write a short paragraph explaining how the poem shows this theme, using at least one quote.
 - Hope
 - Loyalty
 - Kindness
 - Courage
 - Adventure

3 point tasks

- Take a trip into central London with an adult. Walk around and see if you can spot any graffiti. Can you find an example of graffiti, street art and a mural? Take photos and stick them into your homework book, including the location of each. *Please remember: graffiti is illegal on public and private property.*
- How has crime and punishment changed in Britain? Choose two different time periods that we will be studying this term (Roman Britain, Anglo-Saxon Britain, Tudor England, and Victorian Britain). Select one punishment to research for both periods and explain:
 - What stayed the same
 - What changed
 - Why these punishments changed over time

You may choose from the following punishments: fines, exile (being sent away from the community), trial by a jury of people, and hard labour.

- This term in Writing, we are exploring fictional quest stories. Think about how characters may think, speak, and react during their journey. Write your own short quest story (2–3 paragraphs) that includes:
 - A clear quest goal - what is the character trying to achieve or find?
 - Dialogue between characters, showing what they say and think
 - Inner thoughts to show the character's feelings and motivations
 - Similes (e.g. *like... as...*) to describe the setting or mood

Year 6 Homework (Spring Term 1 2026 – Right and Wrong)

Can you collect 10 points by Thursday 12th February?

5 point task




- Create a 3D model of an electrical circuit. This can be a real, working circuit **or** a model. It must clearly show how electricity flows and include labels.

Your model must include:

- A cell
- A bulb
- A switch
- Wires (real or model). Model examples could include string, shoelaces, or paper straws to show how the components in the circuit connect together.

Write a brief explanation to display near your 3D model that explains:

- How electricity flows through the circuit, and
- How you might improve your circuit (for example, making the bulb brighter or changing the circuit from a series circuit to a parallel circuit).



- With an adult, visit the Tate Modern in London. While you are there, look carefully at different pieces of art and think about what messages they show about society, peace or people's dreams and goals. Afterwards, write a recount of your day, describing what you saw, what you enjoyed and which messages inspired you the most and why.
- Design a 5-day yoga challenge! Each day should have a specific focus (balancing, remaining calm, stretching, building strength, and relaxation). Select two poses per day and, beneath them, write a sentence explaining the benefit of these poses. Remember to describe how someone might feel mentally and physically after completing the challenge. During our last yoga session, you will have the opportunity to lead the class through your yoga challenge.

Please speak to your class teacher if you would like further challenges.