



Primary Applications

Nursery children who are eligible to start Reception in September 2026:

Parents must ensure that they apply for a Primary School place by **Thursday 15th January 2026**.

All applications are to be done online at

www.eadmissions.org.uk

If your child attends nursery you still need to apply for a Reception place on the above website.

Welcome back to Spring term in Nursery and to all the new families we have had join us.

Well done to Acorn and Conker children for completing a full term in Nursery. We are excited to welcome you back.

This half term our topic is, 'Transport'.

DATES FOR YOUR DIARY

Wednesday 11th February:

Parents Evening – 3.30pm – 7.00pm

Thursday 12th February:

Parents Evening – 3.30pm – 5.00pm

Thursday 12th February:

Last Day of Term

Friday 13th February:

INSET DAY

(School will be closed for all children)

Monday 16th – Friday 20th February:

HALF TERM

Monday 23rd February:

Children return to school

Collection at Home Time

To ensure that your child is dismissed safely at the end of their session please:

- wait patiently in a line as you arrive to collect your child.
- wait for staff to call your child's name, do not call the child's name yourself.
- remind your children to wait on the carpet until staff have called their name.
- **also ensure that your contact information is up to date so that staff know who your child is permitted to leave Nursery with.**

Help your child with

reading

I Spy

Play 'I Spy' games. Can you find words beginning with...? Can you find a picture of a ...? How many ... can you see?

Ask Questions

Ask questions about the story as you read it e.g. What is the story about? Why do you think they made that choice? Was it a good choice? Why did that happen? What do you think will happen next? What was your favourite part of the story? Why?

Make it Fun

Enjoy reading together. Give characters funny voices and engage with the pictures. Make a game out of finding words that rhyme or start with the same sound.

Be Seen

Make sure you are seen reading. Keep books magazines at easy reach.

Get Out

Go to your public library regularly. Find the books you loved as a kid to read together.

Create

Use reading to inspire drawings or new stories.

Go Online

Look online & in app stores for appropriate word & spelling games.

Make Space

Have a special place or a certain time when you read together.

Read everything out loud.

Books, poems, nursery rhymes, newspaper & magazine articles, food labels... anything that is close to hand!

TOP TIPS

Please continue to support your child with their speech, language and reading at home.






REMINDER

As the weather is cold, please dress your child appropriately, providing them with coats, hats and gloves as they will continue to learn and play in the outdoor environments.

PLEASE CLEARLY LABEL ALL OF YOUR CHILD'S BELONGINGS

Books you may like to explore:

Areas of Learning



Personal, Social and Emotional Development

What we will do: look at different ways that we can move, for example, walking, jumping, hopping. Talk about how we stay safe when travelling on different transport such as buses, cars and scooters.

You could support by: reminding your child about how to cross the road safely. Ensuring that your child wears a seatbelt in the car, and a helmet when riding bikes/scooters.

Physical Development

What we will do: practise moving our bodies in different ways, moving at different speeds and directions.

You could support by: encouraging your child to run, hop, jump, skip and climb whilst out and at parks and playgrounds.

Maths

What we will do: continue to practise counting to 5 and beyond. Order objects by size, using words such as smallest, biggest.

You could support by: singing counting songs and encourage your child to use their fingers to count. Talking about the size of objects.

Communication and Language

What we will do: have visits from firefighters and police officers. Ask them questions about their jobs and how they can help us.

You could support by: talking about different people who help us in the community and what vehicles they use – police car, ambulance, fire engine, boat etc.

Literacy:

What we will do: explore different books about transport and talk about what we can see in the pictures. Continue to practise our Phase 2 sounds.

You could support by: practising making different sounds for vehicles such as “toot toot”, “vroom”, “beep”. Practising to write letters in their name.

Creative Arts and Design

What we will do: use materials to create different vehicles.

You could support by: using recyclable materials to make vehicles to paint and colour.

Understanding the World

What we will do: look at different modes of transport and talk about if they move on land, in the sea or air.

You could support by: talking about different transport when outside, such as looking for aeroplanes, counting how many buses they see, how they move, where it is going to.

To further support your child's learning, you could play memory games together. This will help your child to remember and recall information. Games such as 'snap', 'I went shopping...' and 'picture bingo' are examples of memory games that you could play together.